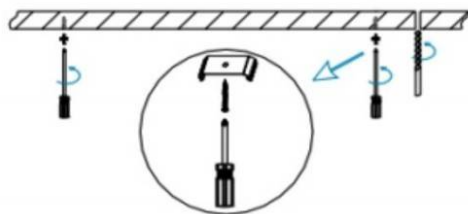
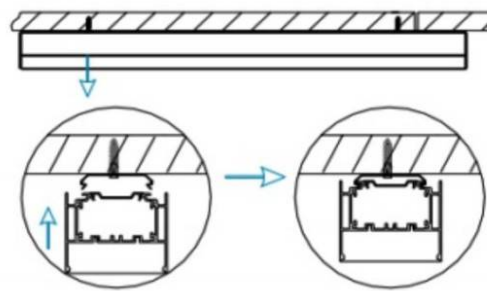




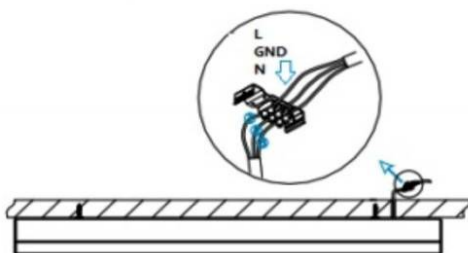
## I .Ceiling Mounted



1.Install the setscrews.



2.Put the snap-fit into the setscrews and lock it tightly.

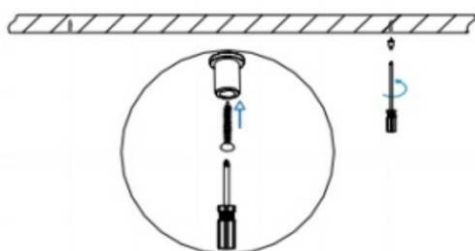



3.Connect the power cable.



4.Adjust the lamp's angle and clean it.

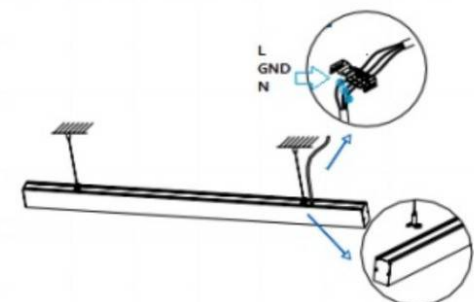
## II .Suspending



1. Find a suitable position then borehole.



2.Hook mounted.



3.Connect the wire by junction box power-off simultaneously.



4.Adjust the position of the fixture and clean it.